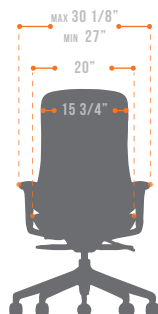
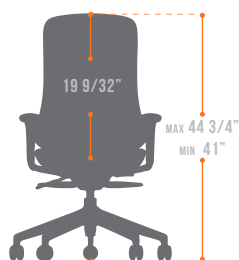
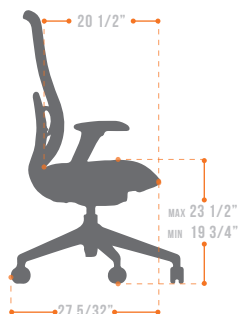




EXECUTIVE CHAIR WITH MESH BACKREST AND SEAT UPHOLSTERED IN FABRIC.



ALTUS COLLECTION



DIMENSIONS IN INCHES

BACKREST

White polypropylene frame, upholstered in light gray mesh, adjustable lumbar support.

SEAT

Polyurethane foam cushioning with ergonomic designs and shapes, upholstered in 100% polyester fabric. Protective shell in white polypropylene.

ARMRESTS

"T" type, 4D arms, height, angle and depth adjustment, lateral adjustment, made of polypropylene with soft-touch PU padding in light gray.

MECHANISM

Mechanism with adjustable height, 4 backrest locking positions, with slider system.

LIFTING SYSTEM

Pneumatic gas piston.

BASE

5-point star type, 27" in diameter, made of nylon.

CASTERS

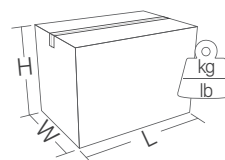
60 mm diameter dual yo-yo type for hard floor and carpet, made of high-impact polypropylene.

NOTAS

*All joints are welded using slag-free microwire type welding.

OPTIONS

- WHITE FRAME
- GRAY MESH
- FABRIC SEAT UPHOLSTERY COLOR TO CHOICE



Dimensions		Cubic capacity		Weight	
	cm	in			
H	34	13.4	m3	ft3	kg
W	76	29.9	0.165	5.84	20.7
L	64	25.2			45.64